

Tony Marrocco

SAMPLE PACKAGING STANDARDS



Sample Packaging Standards - Corn OY

- Maturity Code 6 Samples

- Place third and fourth ears in cloth bag and attach completed ID Tag to the outside, using one rubber band
- Place remaining three (first, second, and fifth) ears in the Tyvek
- Place cloth bag in the Tyvek
- Ship sealed Tyvek to the National Lab
- **DO NOT** use poly bags for Code 6 samples – Mold will grow.
- **DO NOT** wrap rubber bands or flagging ribbon around the ears.

Sample Packaging Standards - Corn OY

Maturity Code 6:
Pre-Harvest Samples



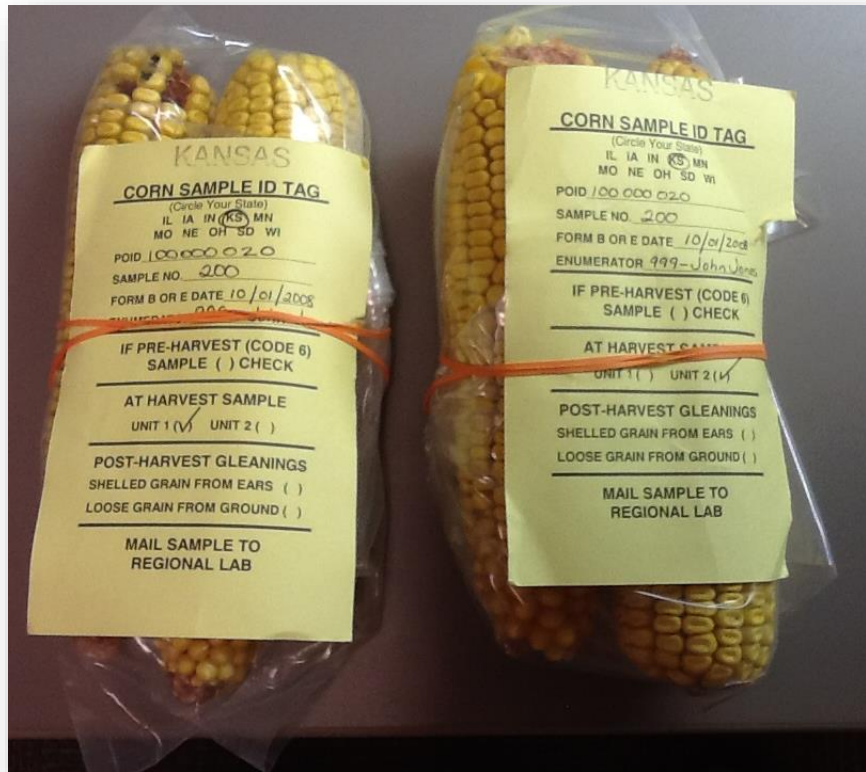
Sample Packaging Standards - Corn OY

- Harvest Samples

- Bag ears separately for Units 1 and 2; use poly bags
- Yellow Crop ID Tags
 - Ensure all information is correctly filled out on each ID Tag
 - Attach completed ID Tags to the outside of each unit; use one rubber band per bag
 - When only one unit is harvested, send in the second ID Tag explaining the status of the missing unit
- **DO NOT** put ID Tags inside poly bags – They soak up moisture.
- **DO NOT** wrap rubber bands or flagging ribbon around the ears.

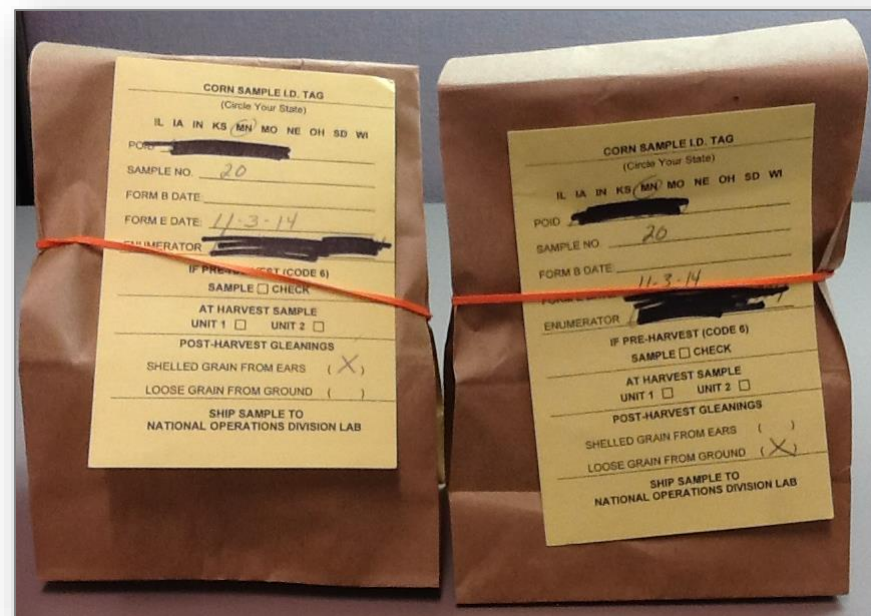
Sample Packaging Standards - Corn OY

Harvest Samples




Sample Packaging Standards - Corn OY

- Post-Harvest Gleanings
 - Remove as much debris as possible
 - Do not send dirt, mud, sticks, rocks, etc.
 - Do not combine shelled corn from ears and loose grain from ground
 - Mark appropriate gleaning type
 - Ship E Form within same Tyvek, not in the Brown Bags



Sample Packaging Standards - Corn OY



- **NO** tape
- **NO** staples
- **NO** wrapping of any sort
- **One** sample per Tyvek

Sample Packaging Standards - Soybean OY

- Pre-Harvest Samples

- Pink ID Tags

- Ensure all information is correctly filled out on each ID Tag
 - Attach completed ID Tags to the outside of paper bags; use one rubber band per bag
 - When only one unit is harvested, include the second ID Tag explaining the status of the missing unit

- **DO NOT** put ID Tags inside paper bags

- Large Samples

- Attach a properly labeled ID Tag to the outside of each paper bag
 - May ship in multiple Tyvek Envelopes; label 1 of 2, 2 of 2, etc.

Sample Packaging Standards - Soybean OY



Sample Packaging Standards - Soybean OY

- Gleanings Samples
 - Remove as much debris as possible
 - Do not send dirt, mud, sticks, rocks, etc.
 - Check Gleanings box on ID Tag
 - Ship E Form within same Tyvek, not in the Brown Bag

SOYBEAN SAMPLE I.D. TAG

STATE: Ohio

POID: [REDACTED]

SAMPLE NO: _____

FORM B DATE: 6-17-14

FORM E DATE: _____

ENUMERATOR: [REDACTED]

PRE-HARVEST
BEANS and PODS: (Row 1 3 End 1 full)

A. UNIT NUMBER (Circle One) 1 2

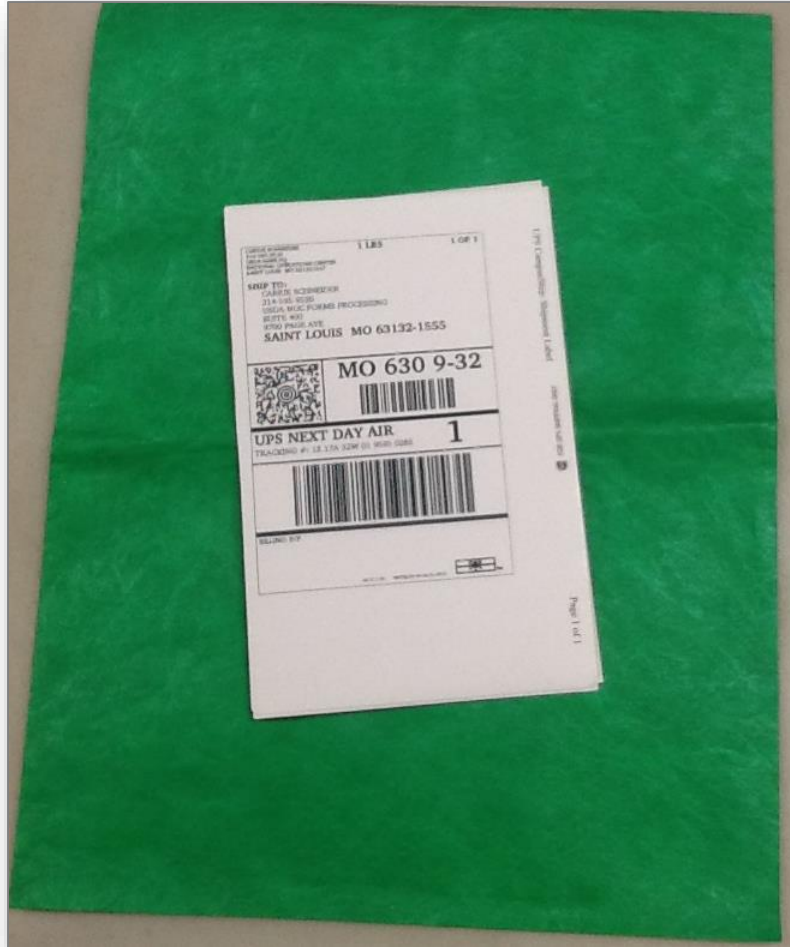
B. Were pods collected? YES NO
If NO, state reason _____

POST HARVEST
(Unit 1 and 2 Combined into 1 Bag)

PODS, LOOSE BEANS & PIECES - Check

SHIP SAMPLE TO
NATIONAL OPERATIONS DIVISION LAB

Sample Packaging Standards - Soybean OY



- **NO** tape
- **NO** staples
- **NO** wrapping of any sort
- **One** sample per Tyvek