

December Bee & Honey PDI



Christina Dowd

Email: Christina.Dowd@usda.gov

Phone: 402-470-8792

Bee & Honey: Project Code 196



Bee & Honey PDI

- Provides honey quantity, production, inventory (by state), sales, and revenues.
- All operations with **5 or more** colonies.



- All states the colonies were located in during 2024 } Also include all states that did not pull honey

- Largest number of colonies
- Number of colonies harvested “pulled off” honey
- Total pounds of honey harvested
- Total pounds of honey stocks for sale on Dec 15



***Avg. Yield = 40-80 lbs./colony**



- Honey sales during 2024 (produced in 2023 & 2024)
 - Water white, extra white, and white
 - Extra light amber
 - Light amber, amber, and dark amber
 - Area specialties: Sourwood, tupelo, buckwheat, etc.

Comment on low/high price

***Avg. Price = \$2-\$3/lb.**

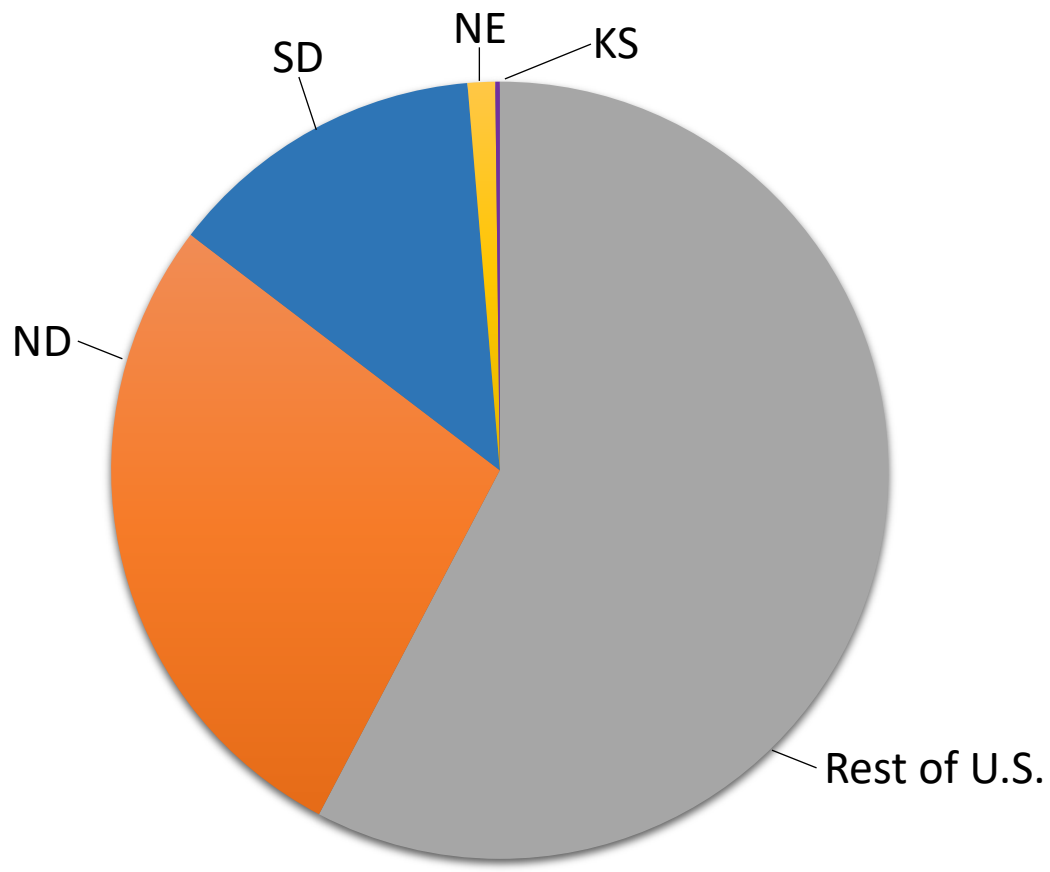






- Income (contracts, beeswax, queen cells, etc.)
- Expenses (packages, feed, boxes, wintering fees, etc.)
- Largest number of agricultural workers (including op)



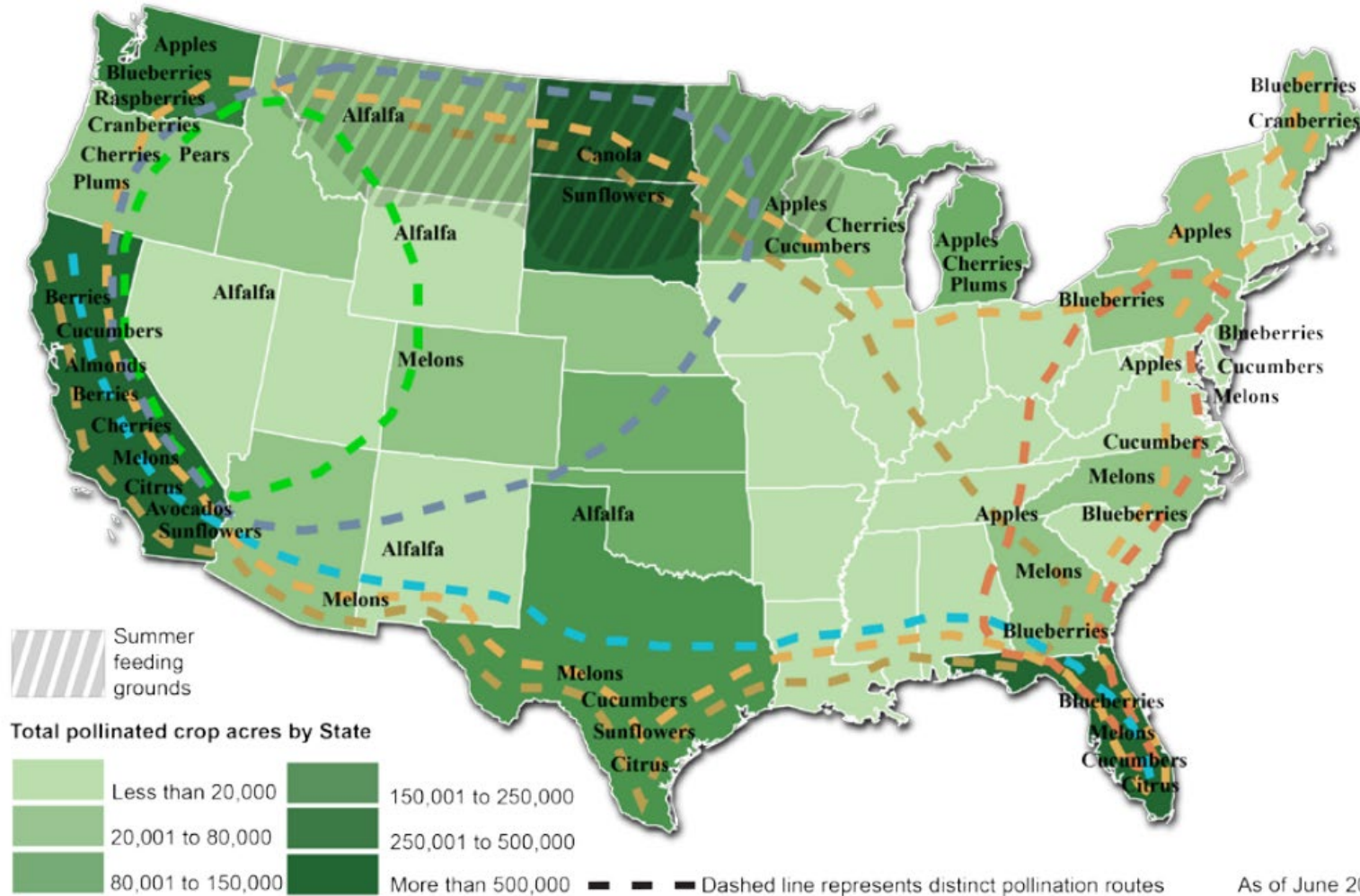
Honey Results from 2023

2023 Honey Production (lbs.)



	North Dakota	38,325,000	27.7%
	South Dakota	18,444,000	13.3%
	Nebraska	1,584,000	1.1%
	Kansas	260,000	0.2%
Northern Plains		58,613,000	42.3%

Bee Pollination Map





Data Collection and Due Dates



	Bee & Honey PDI
Mail Date	December 20
Data Collection Begins	December 31
Possible Callouts	January 27
Data Collection Ends	February 12 All Data entered in CAPI by 11:00 pm Central Time
Report Released	<i>Honey Report</i> March 14, 2025 at 2:00 pm Central Time