

Monthly Cattle On Feed (COF) Report

Project Code: 154



United States Department of Agriculture
National Agricultural Statistics Service



Survey Overview

Sample

- Feedlot capacity \geq 1,000 head

Uses

- Producers can make informed business decisions and plan for herd expansion and reduction
- Private and public organizations can evaluate slaughter volume for future decision making
- Financial institutions can evaluate producer credit needs.



Survey Information

- Monthly
 - Reference Date: First day of the month
 - Data Collection Dates: End of previous month – mid month
 - Same questionnaire each month
 - Publication posted Friday ~20th each month



Survey Information

- Quarterly
 - April, July, October
 - Collect steer/heifer inventory breakout
- Annual
 - January
 - Screens operations for the monthly survey

Cattle on Feed:

2. Of the TOTAL cattle and calves on feed (Item 1), how many were:

a. Steers and steer calves?.....	660	2 000
b. Heifers and heifer calves?.....	666	1 000

Cattle Report:

e. steers weighing 500 pounds or more?.....	+	357	2 000
f. heifer, steer, and bull calves weighing less than 500 pounds? INCLUDE newborn calves.	+	358	1 000



United States Department of Agriculture
National Agricultural Statistics Service



Cattle on Feed Inventory

Include:

- Steers and heifers being fed for the slaughter market on the acres operated, regardless of ownership.
- Cattle that are:
 - shipped directly to the slaughter market,
 - expected to produce a carcass that will grade select or better,
 - fed ration of grain, silage, hay and/or protein supplement or on stalks if they will go from stalks directly to the slaughter market.



COF vs Backgrounder Cattle

- **NASS Cattle on Feed definition:**
 - **Cattle that will go directly to slaughter and grade select or better.**
 - Enter the feedlot at 10 to 15 months of age (800-1000lbs)
 - Weight at slaughter is typically 1200-1300lbs
- **Backgrounder or “stocker” cattle:**
 - Prevalence differs regionally based on forage and pasture availability
 - Moved to backgrounding diets at 6 to 12 months of age (400-700lbs)
 - Transition phase
 - Some backgrounder lots will resemble typical feedlots



Backgrounder Cattle

- Exclude backgrounders from COF Inventory
- Note any backgrounders in a CAPI comment
- If the producer is exclusively a backgrounder, they need to be removed from the COF survey
- Reminder located on questionnaire

We need to know about all cattle and calves on feed for the slaughter market, regardless of ownership, on the total acres operated.

- INCLUDE cattle being fed by you for others.
- EXCLUDE any of your cattle being custom fed in feedlots operated by others.
- EXCLUDE cattle being "backgrounded only" for sale as feeders, for later placement on feed in another feedlot, or to be returned to pasture.
- EXCLUDE "cows and bulls" on feed.



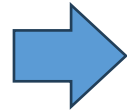



Backgrounder Cattle & Other Surveys

- Backgrounder or stocker cattle should not be excluded in a separate livestock survey (January/July Cattle & Census)
- Record as steers and other heifers
- Continue to hold from COF inventory



Cattle Cycle Visual



- Cow/Calf ranches start the cycle
- Diet: milk to forage transition as calf matures
- Age: 6-9 months
- **Exclude cows and bulls from NASS COF**

- Weaning starts the backgrounding phase
- Diet: grazing and supplemental feed to gain weight cheaply
- Weight: 400-700 lbs +
- Age: 6-12 months
- **Exclude backgrounders from NASS COF**

- 1,200-1,300 lbs is target weight for slaughter
- Diet: 4-6 months of heavy feed ration
- Age: 13-15 months
- **Include other steers and heifers in NASS COF inventory**

Reference photos: Farm Credit of Virginia



United States Department of Agriculture
National Agricultural Statistics Service



Other Cattle Types

Exclude:

- Cows and bulls on feed not grade select or better.
- Calves for veal production.
- Cattle being fed for home use.



Movements



Placements:

- All COF placed on the operation and weight breakout

Removals:

- Shipped to slaughter market

Death Loss:

- Include comment if high death loss

1,500 January 1 + **500** placed on operation – **700** shipped to slaughter – **5** deaths = **1,295** February 1 Inventory



United States Department of Agriculture
National Agricultural Statistics Service



Other Disappearances

Exclude:

- Cattle being backgrounded or warmed up if they'll be shipped to another feedlot before slaughter.
- Cattle to be shipped to another feedlot.
- Cattle that will be returned to pasture.



Survey Specifics

- Report all COF on acres operated, regardless of ownership.
- Most operations have a reporting arrangement.



United States Department of Agriculture
National Agricultural Statistics Service





United States Department of Agriculture
National Agricultural Statistics Service

