

NFI Slaughter Quarterly Data Collection in CAPI

NASS has begun quarterly contact for NFI Slaughter survey data collection. A letter was sent to respondents in May detailing the change. Below is a portion of that letter for your reference.

Why am I getting this letter?

The National Agricultural Statistics Service will now be collecting the NFI Slaughter survey data every quarter instead of every month. The quarterly data collection will be January, April, July and October. July will be the start of quarterly data collection and will include your **April, May, and June Slaughter Report Survey**. Please watch for your questionnaire which will be mailed on June 26, 2026. Your participation is important. These surveys will continue to collect slaughter data which includes the number of head along with the live and dressed weights. The data generated from this survey is vital for providing an overview of the U.S. slaughter industry and documenting changes and trends in the industry. Please complete the questionnaire which covers all three months either on-line, by mail or fax at your earliest convenience.

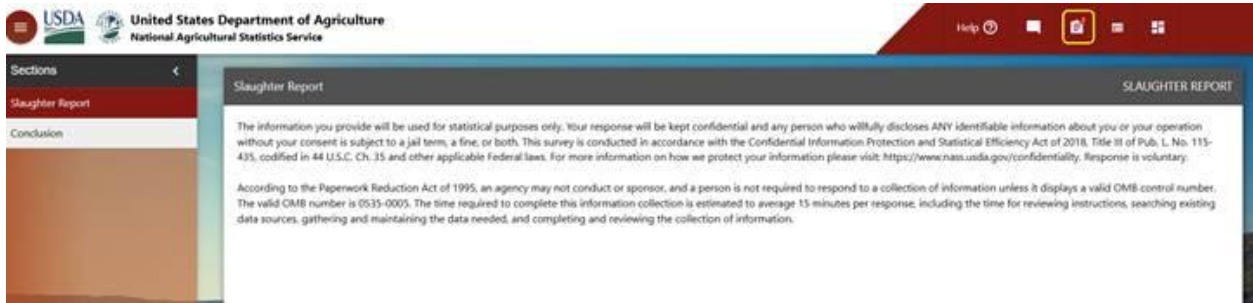
Here is an example of records that would need to report for each month - April, May and June.

NASDA should go into April first to complete the record.

Grouped By: Survey Reset Sort ST

INF	CMT	MAP	ST	IF	CTY	POID	Tra	Sub	OP DOM	SEQ. NUM	DCMS	Name	
SLAUGHTER REPORT 2026-04-30 (151) - 09-30-2026													
<input type="checkbox"/>					47	035	897017330*	1	1	0		220	DOE FARMS INC JOHN DOE
<input type="checkbox"/>					47	173	790504770*	1	1	0		220	DOE FARMS INC JOHN DOE
<input type="checkbox"/>					47	013	770157250*	1	1	0		260	DOE FARMS INC JOHN DOE
SLAUGHTER REPORT 2026-05-31 (151) - 09-30-2026													
<input type="checkbox"/>					47	035	897017330*	1	1	0		220	DOE FARMS INC JOHN DOE
<input type="checkbox"/>					47	173	790504770*	1	1	0		220	DOE FARMS INC JOHN DOE
<input type="checkbox"/>					47	013	770157250*	1	1	0		260	DOE FARMS INC JOHN DOE
SLAUGHTER REPORT 2026-06-30 (151) - 09-30-2026													
<input type="checkbox"/>					47	035	897017330*	1	1	0		220	DOE FARMS INC JOHN DOE
<input type="checkbox"/>					47	173	790504770*	1	1	0		220	DOE FARMS INC JOHN DOE
<input type="checkbox"/>					47	013	770157250*	1	1	0		260	DOE FARMS INC JOHN DOE

You will notice that there are 2 more reports for each record in the top right corner. The clipboard has a tiny number 2.



Fill out the data for April (example below)

Slaughter Report

Slaughter in your plant April 2026
 INCLUDE slaughter for others
 EXCLUDE livestock slaughtered for you in some other plant

Kind of Livestock	Number of Head	Total Live Weight (pounds)	OR	Total Dressed Weight (pounds)
Cattle	201 <input type="text" value="1"/>	205 <input type="text" value="1,300"/>	or	225 <input type="text"/>
Calves	202 <input type="text"/>	206 <input type="text"/>	or	226 <input type="text"/>
Sheep and Lambs	204 <input type="text"/>	208 <input type="text"/>	or	228 <input type="text"/>
Hogs	203 <input type="text" value="1"/>	207 <input type="text" value="250"/>	or	227 <input type="text"/>
Buffalo or Bison	209 <input type="text"/>	210 <input type="text"/>	or	211 <input type="text"/>
Goats	212 <input type="text"/>	213 <input type="text"/>	or	214 <input type="text"/>



[PREVIOUS](#) [NEXT](#)

Make sure you Submit Survey for April.

[PREVIOUS](#) [SAVE FOR REVIEW](#) [SUBMIT SURVEY](#)

Please complete each subsequent month – Select the one at the top to get May.



Respondent Info Close

Survey Title	Seq.	OP DOM	Poid	Status	
SLAUGHTER REPORT		99	937001750		
SLAUGHTER REPORT		99	937001750		

Close

And after you complete May, select the one that is left to get June. (You can see that you have already completed April.)

Respondent Info Close

Survey Title	Seq.	OP DOM	Poid	Status	
SLAUGHTER REPORT		99	937001750	2026-06-26 14:28:34	
SLAUGHTER REPORT		99	937001750		

Close

Thank you!